


KB129 12V 9Ah



Kaise Battery series are Top terminal VRLA AGM battery for General use. With advanced manufacturing technique and industry scale, KB series delivers high energy density and high reliability performance, highly suited for UPS systems, security and alarm systems, telecommunication, utilities, emergency light systems, CATV and other backup applications.



Technical Specifications

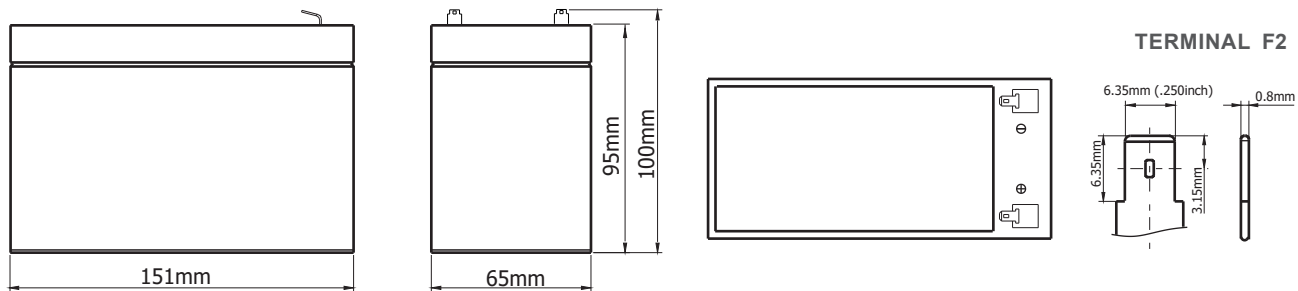
Nominal Voltage (V)	12 (6 cells per unit)
Designed Floating Life (25°C)	5 Years
Nominal Capacity (25°C)	9 Ah @ 20HR-rate (to 1.75Vpc)
Dimension (mm)	L151 x W65 x H100
Approx. Weight	2.6 kg (5.7 lbs)
Terminal Type	Fasten Tab F2
Internal Resistance	Approx. 0.020 Ohm (fully charged @ 25°C)
Max. Charge Current	2.7A
Max. Discharge Current (5S)	135A
Short Circuit Current	720A
Self Discharge	Approx. 2.5% per month @ 20°C
Ambient Temperature	Discharge: -20~55°C Charge: -20~50°C Storage: -20~45°C
Float Charge Voltage	13.6V @25°C (-3mV/cell/ C)
Equalize and cycle Use Charge Voltage	14.1V @25°C
Container Material	ABS (UL94-V0 optional)



Complied standards

- IEC 60896-21/22
- GB/T19638
- JIS C8704
- BS6290 part 4

Battery Dimensions



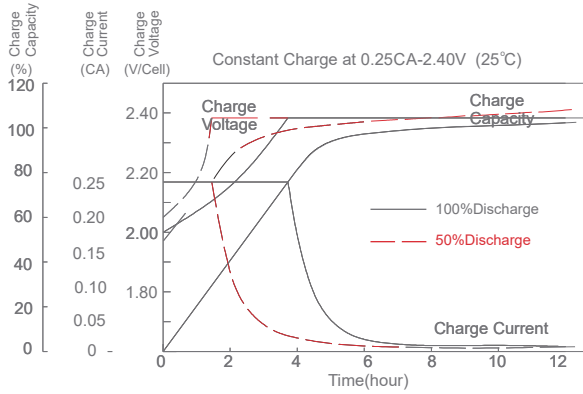
Constant Current Discharge Characteristics: Amps (25°C)

F.V/T ime	5min	10min	15min	30min	1h	3h	4h	5h	10h	20h
1.60V	26.1	22.4	17.1	10.16	5.92	2.51	1.96	1.62	0.89	0.48
1.67V	33.5	21.6	16.5	9.92	5.85	2.48	1.93	1.60	0.88	0.47
1.70V	31.1	20.7	16.1	9.75	5.76	2.46	1.91	1.58	0.87	0.46
1.75V	28.4	19.8	15.7	9.52	5.66	2.43	1.89	1.56	0.86	0.45
1.80V	25.4	18.7	15.3	9.35	5.54	2.40	1.86	1.54	0.85	0.44
1.85V	22.5	17.6	14.9	9.17	5.46	2.37	1.84	1.52	0.84	0.43

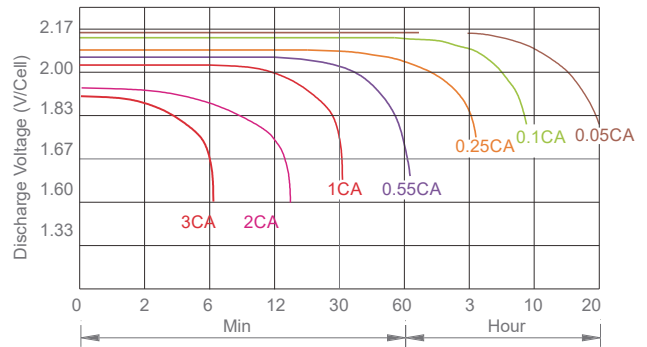
Constant Power Discharge Characteristics: W/Cell (25°C)

F.V/Time	5min	10min	15min	30min	1h	3h	4h	5h	10h	20h
1.60V	63.5	40.2	31.1	18.8	11.0	4.73	3.72	3.08	1.72	0.93
1.67V	59.8	39.2	30.3	18.4	10.9	4.71	3.68	3.06	1.71	0.92
1.70V	56.1	37.9	29.8	18.3	10.8	4.70	3.67	3.05	1.70	0.91
1.75V	51.8	36.7	29.4	18.0	10.7	4.69	3.66	3.03	1.69	0.89
1.80V	47.1	35.0	28.9	17.8	10.6	4.67	3.64	3.02	1.68	0.88
1.85V	42.3	33.4	28.5	17.6	10.5	4.65	3.62	3.00	1.66	0.86

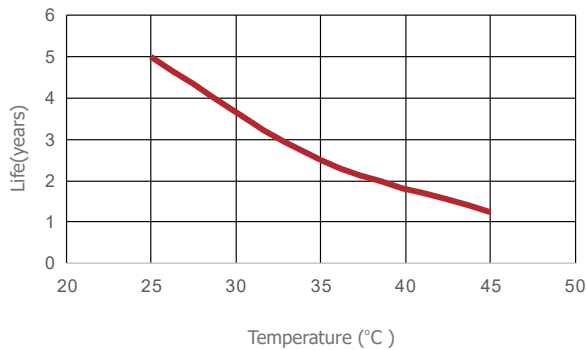
Charge Characteristic



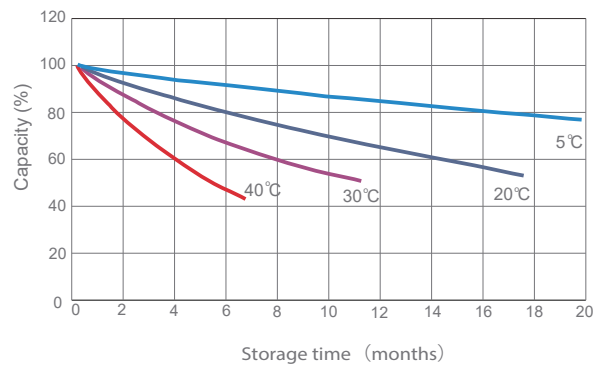
Discharge Characteristic (25°C)



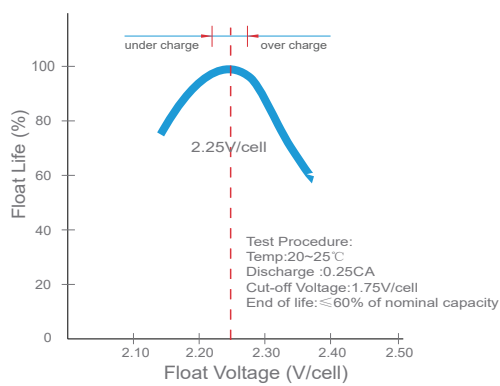
Temperature vs Float Life



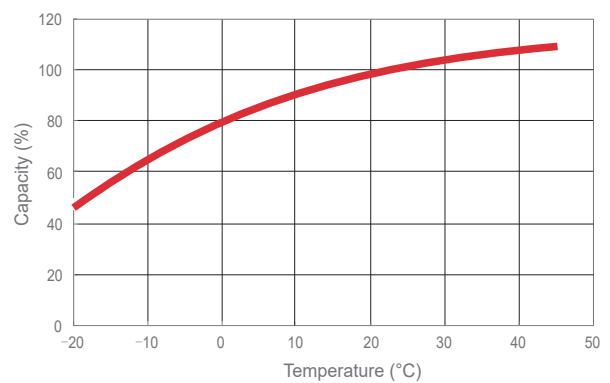
Self discharge characteristics



Float voltage vs Float life



Capacity vs Temperature



Final voltage settings recommended according to the discharge current

Discharge Current I (A)	$I \leq 0.08C$	$0.08C \leq I < 0.2C$	$0.2C \leq I < 0.6C$	$0.6C \leq I < 1.0C$	$I \geq 1.0C$
Final of Voltage	$\geq 1.85V_{pc}$	$\geq 1.80V_{pc}$	$\geq 1.75V_{pc}$	$\geq 1.70V_{pc}$	$\geq 1.60V_{pc}$

